

AccuForce 12V - 65Ah | VRLA Battery



Applications

- Uninterruptible Power Supplies (UPS)
- Electric Power Systems (EPS)
- Emergency backup power supplies
- Electronic apparatus and equipment
- Communication power supplies
- DC power supplies
- Auto control system

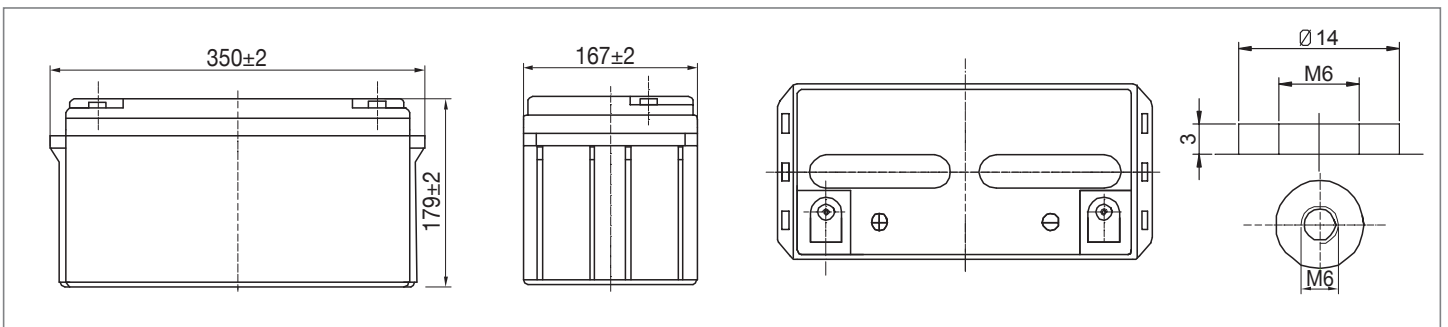
Specifications

Nominal Voltage	12 V	
Number of cells	6	
Design Life	10 years	
Dimensions	Length	350 mm
	Width	167 mm
	Height	179 mm
	Total Height	179 mm
Approx. Weight	20.4 kg	
	20 hours rate (3.41 A, 10.8 V) 68.2 Ah	
Nominal Capacity (25°C)	10 hours rate (6.48 A, 10.8 V) 64.8 Ah	
	5 hours rate (11.40 A, 10.5 V) 57.0 Ah	
	1 hour rate (40.30 A, 9.6 V) 40.3 Ah	
Max. Discharge Current (25°C)	650 A (5s)	
Internal Resistance	6.0 mOhms	
Fully Charged battery (25°C)		
Self-Discharge	3% of capacity declined per month at 20°C (average)	
Operating Temperature Range	Discharge : -15°C~50°C	
	Charge : -10°C~50°C	
	Storage : -20°C~50°C	
Short Circuit Current	1700 A	
	Cycle use	2.30-2.35 Vpc
Charge Methods:	Maximum charging current 19.5 A	
	Temperature compensation -30 mV/°C	
	Constant Voltage Charge (25°C)	Standby use 2.23-2.27 Vpc
	Temperature compensation -18 mV/°C	

Battery Construction

Component	Positive Plate	Negative Plate	Container	Cover	Safety Valve	Terminal	Separator	Electrolyte
Raw material	Lead dioxide	Lead	ABS	ABS	Rubber	Copper	Fiberglass	Sulfuric acid

Dimensions



Constant Current Discharge (Amperes) at 25°C

End Voltage (Volts/Cell)	10min	15min	30min	1h	2h	3h	4h	5h	8h	10h	20h
1.60 V	137	107	65.0	40.3	23.8	16.6	13.6	11.6	7.96	6.61	3.47
1.65 V	132	105	63.7	39.7	23.6	16.5	13.5	11.5	7.91	6.58	3.47
1.70 V	127	101	61.8	38.7	23.4	16.4	13.4	11.5	7.85	6.56	3.46
1.75 V	121	97.4	60.3	37.9	23.0	16.3	13.3	11.4	7.80	6.50	3.44
1.80 V	115	92.2	58.0	36.8	22.5	15.8	12.9	11.0	7.57	6.48	3.41

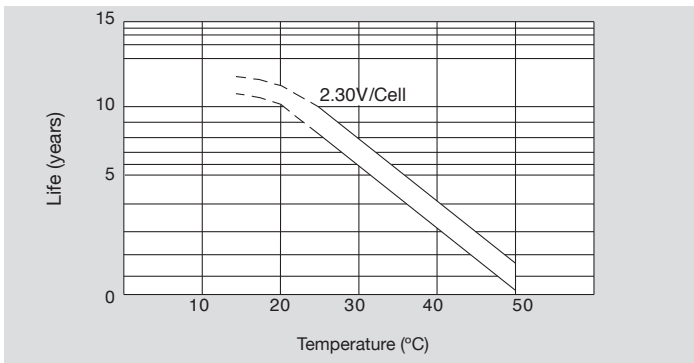
Constant Power Discharge (Watts/Cell) at 25°C

End Voltage (Volts/Cell)	10min	15min	30min	1h	2h	3h	4h	5h	8h	10h	20h
1.60 V	1474	1178	729	459	275	195	160	137	94.5	79.1	41.7
1.65 V	1430	1149	715	453	273	194	159	136	94.0	78.8	41.6
1.70 V	1371	1107	693	441	271	192	158	135	93.3	78.2	41.5
1.75 V	1312	1069	676	432	267	191	157	134	92.7	77.6	41.2
1.80 V	1238	1013	651	419	260	185	152	130	89.9	77.1	41.0

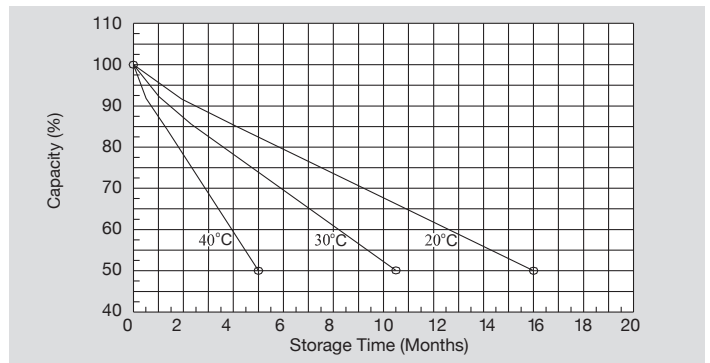
(Note) The above characteristics data are average values obtained within three charge/discharge cycles not the minimum values.

AccuForce 12V - 65Ah | VRLA Battery

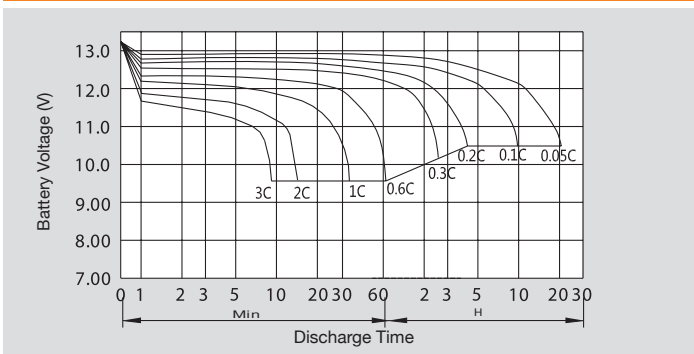
Temperature Effects on Float Life



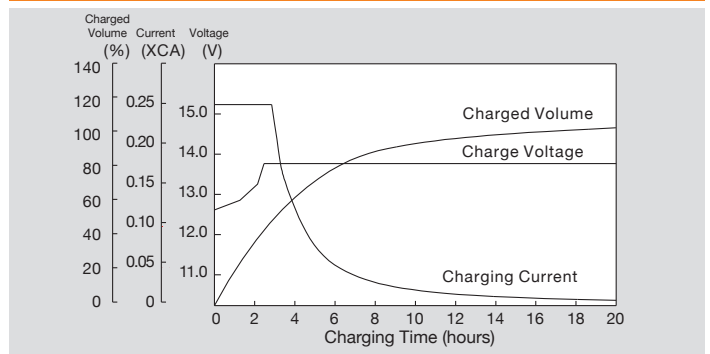
Self Discharge Characteristics



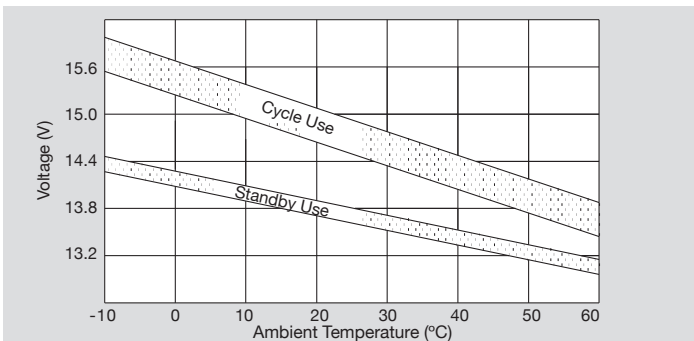
Discharge Characteristics (25°C)



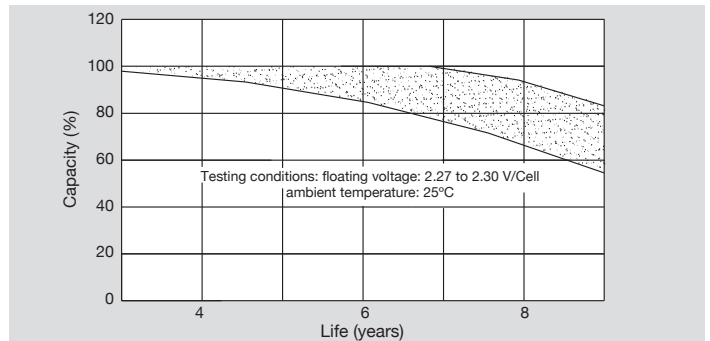
Constant Voltage Charging Characteristic (0.25 CA, 25°C)



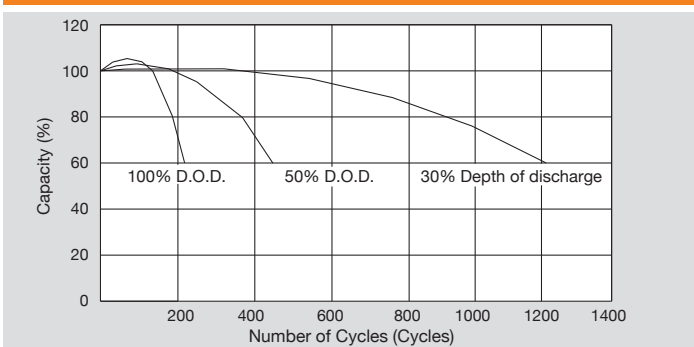
Relationship Between Charging Voltage and Temperature



Life Characteristics of Standby Use



Cycle Service Life in Relation to Depth of Discharge



Temperature Effects on Capacity

